



We have the right to modify the specification and design of machine without prior notice.

本公司對產品規格、設計特性均不斷研究改進，目錄規格若有變更，恕不另行通知。



Pioneer of Multiple Spindle Boring, with its superior quality, creating a unique brand-  
**LONG GER.**

Dedicated to Meet All Your Wood Boring Demands !

以卓越品質，

創造無可替代的品牌~龍格



**龍格工業有限公司**

**LONG GER INDUSTRY CO., LTD.**

台灣42241 台中市石岡區石城街58-6號  
No.58-6, Shicheng St., Shigang Dist.,  
Taichung City 42241, Taiwan

TEL:886-4-2572 3767 FAX:886-4-2572 3668

E-Mail : longerbh@ms36.hinet.net

<http://www.longger.com.tw>



**版權所有 翻印必究**  
**COPY RIGHTS RESERVED**

For Woodworking Drilling Applications

# MULTIPLE SPINDLE BORING HEAD

多軸鑽孔頭 木工鑽孔系列



[www.longger.com.tw](http://www.longger.com.tw)



龍格工業有限公司  
LONG GER INDUSTRY CO., LTD.

# DEDICATED TO MEET BORING DEMANDS

Multiple Spindle Boring Head



Based on the company's concepts of " Constant Breakthrough; Technological Leadership; Comprehensive Service " , Long Ger designs and manufacturers a wide variety of multiple spindle boring heads to serve woodworking and metalworking industries around the world. At Long Ger, we insist on quality combined with the most extensive manufacturing experience, enabling Long Ger boring heads to fully present outstanding accuracy and durability.

Each boring head is manufactured by a series of sophisticated machining equipment, which provides a solid foundation for the high accuracy of boring heads and assure the best possible quality. No matter what type of drilling requirement might be, you have the most flexible choice among the comprehensive range of boring heads from Long Ger. Each one will fully meet your requirement for high precision and high efficiency drilling operations.

# ALL YOUR WOOD

LONG GER Multiple Spindle Boring Head Precise...  
Efficient..... Dependable.....



For over years, Long Ger boring heads have established a high reputation for quality, performance and dependability, and have been widely applied in the industries around the world. However, we will never stop. We will constantly pursue higher technological level to fully meet new challenges. So for quality, for dependability, look into the most reliable top brand-Long Ger.

龍格自創立以來，秉持“不斷創新突破，技術領先，完善服務”的經營理念，專業設計生產各式木工用及鐵工用多軸鑽孔頭，產品行銷世界各地。

一直以來，我們堅持最佳品質，以最豐富的生產技術經驗，徹底展現產品的精密度及經久耐用性，所有加工製程完全採用最先進精密的加工設備，為鑽孔頭的高精度，提供穩固的基礎並保證產品的最高品質。無論任何形式的鑽孔需求，龍格公司廣泛的產品系列，提供您全方位機型選擇，合乎您最精密且高效率的鑽孔作業。

龍格公司全系列多軸鑽孔頭在品質、性能及信賴度已建立崇高的榮譽，產品廣被使用。今後也將不斷自我提升，全力挑戰您的期望。鑽孔業界值得信賴的第一品牌---龍格。

## 外觀各部名稱介紹：

### NAME AND FUNCTION OF EACH PART :

- **軸心**：連接螺紋鑽頭、接束或各式快速接頭套。
- **刻度轉換器固定螺帽**：控鬆調整刻度轉換器，調整對準後控緊固定之。
- **刻度轉換器**：上刻有刻度，可調整變換欲鑽孔距離。
- **刻度對準線**：旋轉刻度轉換器刻度線，並對準欲鑽孔距離於刻度對準線。
- **外殼**：鋁合金製，採人體工學設計，流利外型，擁有絕佳的鑽孔視野。
- **後蓋**：依據不同的鑽孔機型，配合適用的內徑與長度。
- **外束**：用以固定鑽孔頭於鑽孔機主軸。
- **油嘴**：注入潤滑油處。
- **SPINDLE**: The spindle may accommodate threaded drill bit, chuck and quick chuck.
- **GRADUATED ADJUSTER LOCK NUT**: Loosen the lock nut before adjusting the graduated adjuster. Tighten the lock nut securely after adjustment.
- **GRADUATED ADJUSTER**: The graduated adjuster has graduations on its surface, which are used for reading the adjustment amount of distance between spindles.
- **INDICATOR**: Turn the graduated adjuster until your desired distance between holes is just aligned with the indicator.
- **CASE**: The boring head case is manufactured from aluminum alloy. The case features ergonomics design with beautiful outlook and superior boring eyeshot.
- **BACK COVER**: Designed with various inside diameter and lengths to suit various sizes of boring machines.
- **CLAMP**: Used for fastening boring head into spindle at boring machine.
- **GREASE NIPPLE**: Used for shotting grease through the grease nipple.




## 客製化多軸鑽孔頭

# CUSTOMIZED MULTIPLE SPINDLE BORING HEAD

秉持豐富的技術歷練背景，配合卓越的研發實力，龍格可依客戶需求設計、製作客戶所需要的特殊鑽孔頭，徹底解決客戶之加工問題。

Based on highly experienced background in combination with outstanding R & D capabilities, Long Ger is qualified to design and produce boring heads according to customers' requirements. Our customized boring head manufacturing capabilities allow us to help solve machining problems for our customers.

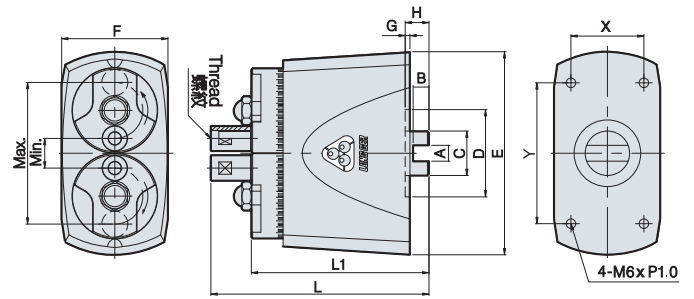


## 2軸調整鑽孔頭

## 2-SPINDLE BORING HEAD



- 可調式軸距：13.5-164mm。
- 木材最大鑽孔能力：Ø10-Ø50 mm。
- 鑽孔頭可承受高速運轉達 6000 RPM。
- 獨特的弧度原理。
- 採刻度尺指示調整2軸距離。
- 適合一般家用樣品玩具組合系列。
- 可裝在一般鑽孔機使用。



- Adjustable spacing between spindle: 13.5 -164 mm.
- Great drilling capacity for wood  $\phi 10 - \phi 50$  mm.
- The boring head accommodates high running speed up to 6000 RPM.
- Exclusively designed with arc theorem.
- Graduation adjustment for the desired size between two spindles.
- Ideal for application for general home products, assembly toys etc.
- Suited for fitting on general boring machines.

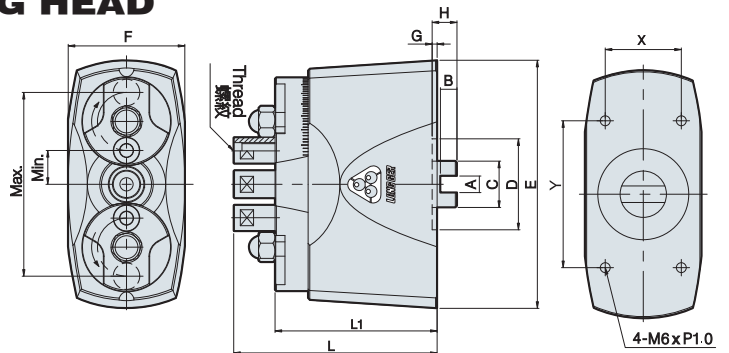
MODEL 型式	DIMENSIONS 尺寸(mm)												SPACING 間距(mm)			Spindle Type 軸心樣式	WEIGHT 重量 kg
	A	B	C	D	E	F	G	H	L1	L	X	Y	Min 最小	Max 最大	Max capacity 最大鑽孔能力		
2C-W13	10	10	28	55	106.5	57	3	15	115	140.5	40	73.8	13.5	73.5	Ø10	m8x1.25	2.7
2C-W18	10	10	28	55	127.5	67	3	15	112	137	46	88.8	18	90	Ø15	m8x1.25, m10x1.5	3.5
2C-W25	10	10	28	55	191	109	3	16	120	145	70.7	70.7	25	151	Ø15	m8x1.25, m10x1.5	7.4
2C-W22	10	10	28	55	143	82	3	15	114	139	46	88.8	22	106	Ø20	m8x1.25, m10x1.5	4.2
2C-W26	10	10	28	55	166	92	3	16	120	145	46	88.8	26	126	Ø30	m8x1.25, m10x1.5	5.8
2C-W36	10	10	28	55	211	114	3	16	138	163	70.7	70.7	36	164	Ø50	m8x1.25, m10x1.5	10.0
2C-W19	10	10	28	55	127.5	67	3	15	112	137	46	88.8	¾"	3½"	Ø 5/8"	7/16" x 14	3.6
2C-W254	10	10	28	55	191	109	3	15	120	145	70.7	70.7	1"	5¾"	Ø 5/8"	7/16" x 14	7.4

## 3軸調整鑽孔頭 (直線排列式)

## 3-SPINDLE (LINEAR) BORING HEAD



- 可調式軸距：14-200 mm。
- 木材最大鑽孔能力：Ø10-Ø50 mm。
- 鑽孔頭可承受高速運轉達 6000 RPM。
- 獨特的弧度原理。
- 採刻度尺可調整等距直線排列型式加工。
- 適合一般傢俱類、玩具組合系列。
- 可裝在一般鑽孔機使用。

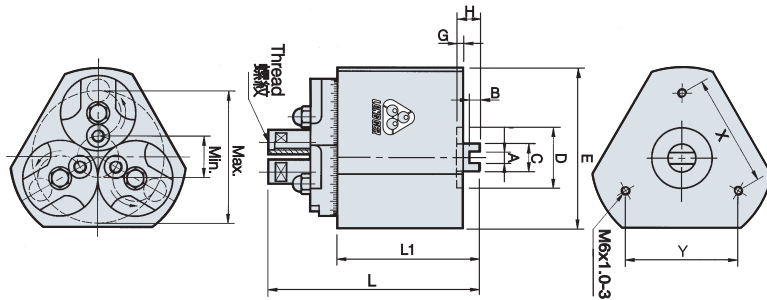


- Adjustable distance between spindles: 14 - 200 mm.
- Great drilling capacity for wood  $\phi 10 - \phi 50$  mm.
- The boring head accommodates high running speed up to 6000 RPM.
- Exclusively designed with arc theorem.
- Graduation adjustment for boring fixed distance holes on line.
- Ideal for application for general furniture, assembly toys etc.
- Suited for fitting on general boring machines.

MODEL 型式	DIMENSIONS 尺寸(mm)												SPACING 間距(mm)			Spindle Type 軸心樣式	WEIGHT 重量 kg
	A	B	C	D	E	F	G	H	L1	L	X	Y	Min 最小	Max 最大	Max capacity 最大鑽孔能力		
3C-W14	10	10	28	55	121	58	3	18	107	132	40	73.8	14	88	Ø10	m8x1.25, m10x1.5	2.7
3C-W20	10	10	28	55	150	71	3	17	112	137	46	88.8	20	112	Ø15	m8x1.25, m10x1.5	4.0
3C-W22	10	10	28	55	162	76	3	17	114	139	46	88.8	22	128	Ø20	m8x1.25, m10x1.5	4.8
3C-W26	10	10	28	55	191	92	3	15	118.5	143.5	46	88.8	26	152	Ø30	m8x1.25, m10x1.5	7.2
3C-W36	10	10	28	72	251	114	3	15	141	166	70.7	70.7	36	200	Ø50	m8x1.25, m10x1.5	12.8

### 3軸調整鑽孔頭(弧形排列型)

### 3-SPINDLE (CIRCULAR) BORING HEAD



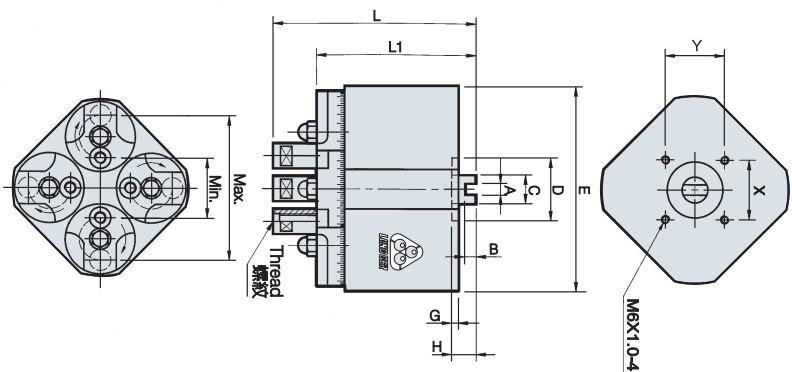
- 可調式軸距： $\varnothing 22$ - $\varnothing 180$  mm。
- 木材最大鑽孔能力： $\varnothing 10$ - $\varnothing 50$  mm。
- 鑽孔頭可承受高速運轉達 6000 RPM。
- 獨特的弧度原理。
- 採刻度尺可調整等距三角形加工。
- 適合一般傢俱類、玩具組合系列。
- 可裝在一般鑽孔機使用。

- Adjustable distance between spindles:  $\varnothing 22$  -  $\varnothing 180$  mm.
- Great drilling capacity for wood  $\varnothing 10$  -  $\varnothing 50$  mm.
- The boring head accommodates high running speed up to 6000 RPM.
- Exclusively designed with arc theorem.
- Graduation adjustment for boring fixed hold distance on triangle layout.
- Ideal for application for general furniture, and assembly toys etc.
- Suited for fitting on general boring machines.

MODEL 型式	DIMENSIONS 尺寸(mm)											SPACING 間距(mm)			Spindle Type 軸心樣式	WEIGHT 重量 kg
	A	B	C	D	E	G	H	L1	L	X	Y	Min 最小	Max 最大	Max capacity 最大鑽孔能力		
33C-W22	10	10	28	55	110	3	15	116	143	72.7	72.7	$\varnothing 22$	$\varnothing 82$	$\varnothing 10$	m8x1.25, m10x1.5	3.7
33C-W28	10	10	28	55	126	3	15	107	132	86.8	86.8	$\varnothing 28$	$\varnothing 100$	$\varnothing 15$	m8x1.25, m10x1.5	4.7
33C-W32	10	10	28	55	150	3	15	111	136	86.8	86.8	$\varnothing 32$	$\varnothing 116$	$\varnothing 20$	m8x1.25, m10x1.5	6.0
33C-W38	10	10	28	55	177	3	15	119	144	86.8	86.8	$\varnothing 38$	$\varnothing 138$	$\varnothing 30$	m8x1.25, m10x1.5	8.8
33C-W52	10	10	28	62	225	3	15	138	163	86.8	86.8	$\varnothing 52$	$\varnothing 180$	$\varnothing 50$	m8x1.25, m10x1.5	13.8

### 4軸調整鑽孔頭(弧形排列型)

### 4-SPINDLE (CIRCULAR) BORING HEAD



- 可調式軸距： $\varnothing 34$ - $\varnothing 206$  mm。
- 木材最大鑽孔能力： $\varnothing 10$ - $\varnothing 50$  mm。
- 鑽孔頭可承受高速運轉達 6000 RPM。
- 獨特的弧度原理。
- 採刻度尺可調整等距四方形加工。
- 適合一般傢俱類、玩具組合系列。
- 可裝在一般鑽孔機使用。

- Adjustable spacing between spindles:  $\varnothing 34$  -  $\varnothing 206$  mm.
- Great drilling capacity for wood  $\varnothing 10$  -  $\varnothing 50$  mm.
- The boring head accommodates high running speed up to 6000 RPM.
- Exclusively designed with arc theorem.
- Graduation adjustment for boring fixed distance holes on square layout.
- Ideal for application for general furniture, and assembly toys etc.
- Suited for fitting on general boring machines.

MODEL 型式	DIMENSIONS 尺寸(mm)											SPACING 間距(mm)			Spindle Type 軸心樣式	WEIGHT 重量 kg
	A	B	C	D	E	G	H	L1	L	X	Y	Min 最小	Max 最大	Max capacity 最大鑽孔能力		
4C-W34	10	10	28	55	121	3	15	115	140	70.7	70.7	$\varnothing 34$	$\varnothing 94$	$\varnothing 10$	m8x1.25, m10x1.5	4.8
4C-W42	10	10	28	55	145	3	15	117	132	70.7	70.7	$\varnothing 42$	$\varnothing 114$	$\varnothing 15$	m8x1.25, m10x1.5	6.3
4C-W48	10	10	28	55	170	3	15	109	134	70.7	70.7	$\varnothing 48$	$\varnothing 132$	$\varnothing 20$	m8x1.25, m10x1.5	7.7
4C-W58	10	10	28	55	192	3	15	118.5	143.5	70.7	70.7	$\varnothing 58$	$\varnothing 158$	$\varnothing 30$	m8x1.25, m10x1.5	10.4
4C-W78	10	10	28	80	260	3	15	145	170	70.7	70.7	$\varnothing 78$	$\varnothing 206$	$\varnothing 50$	m8x1.25, m10x1.5	19.5
5C-W20	10	10	28	55	145	3	15	117	132	70.7	70.7	$\varnothing 40$	$\varnothing 112$	$\varnothing 15$	m8x1.25, m10x1.5	6.5

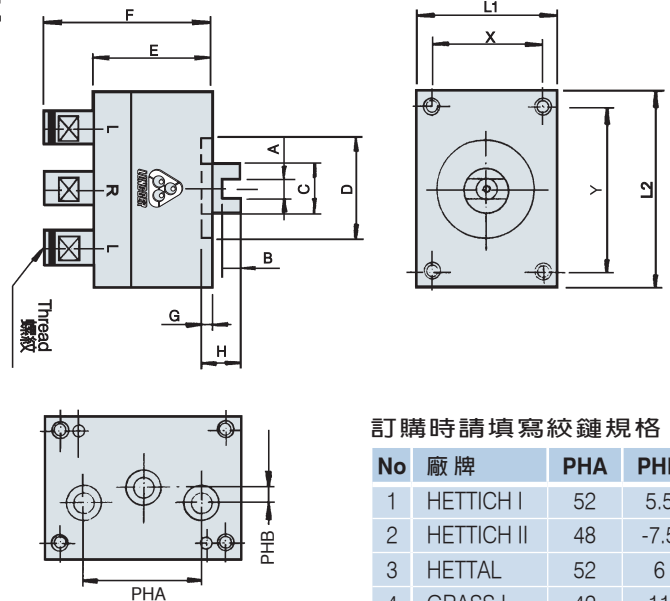
# 絞鏈鑽孔頭系列

## HINGE BORING HEAD

- 鑽孔頭可承受高速運轉達 6000 RPM。
- 訂購時可選擇單用或雙用規格，變化使用。
- 適合各廠牌門扣大量生產加工。
- The boring head accommodates high running speed up to 6000 RPM.
- Specify single or double-application model when ordering.
- Suitable for mass production of various brands of door latches.

### 單用型絞鏈

## SINGLE APPLICATION HINGE BORING HEAD



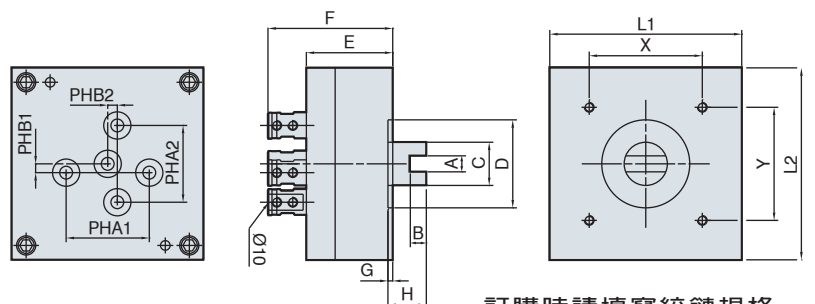

訂購時請填寫絞鏈規格

No	廠牌	PHA	PHB
1	HETTICH I	52	5.5
2	HETTICH II	48	-7.5
3	HETTAL	52	6
4	GRASS I	42	11
5	GRASS II	48	-2.5
6	SALICE I	38	7.5
7	SALICE II	48	6
8	MEPLA	48	9
9	HEINZE	52	5.5
10	PRAMETA	52	5.5
11	BLUM	45	9.5

MODEL 型式	DIMENSIONS 尺寸(mm)											WEIGHT 重量		
	A	B	C	D	E	F	G	H	L1	L2	X	Y	Spindle Type 軸心樣式	kg
絞鏈	10	10	28	55	53	77	3	24	62	90	46	74	m8x1.25 m10x1.5 Ø10	2.8

### 雙用型絞鏈

## DOUBLE APPLICATION HINGE BORING HEAD



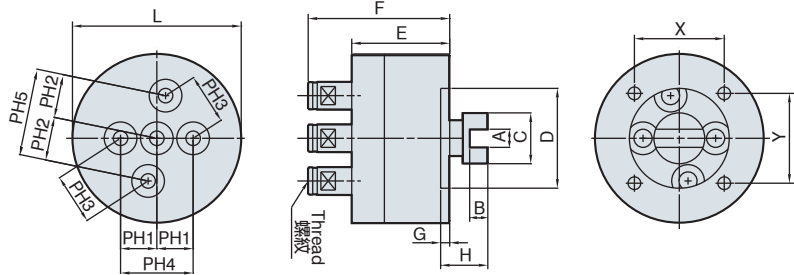
訂購時請填寫絞鏈規格

No	廠牌	PHA	PHB
1	HETTICH I	52	5.5
2	HETTICH II	48	-7.5
3	HETTAL	52	6
4	GRASS I	42	11
5	GRASS II	48	-2.5
6	SALICE I	38	7.5
7	SALICE II	48	6
8	MEPLA	48	9
9	HEINZE	52	5.5
10	PRAMETA	52	5.5
11	BLUM	45	9.5

MODEL 型式	DIMENSIONS 尺寸(mm)											WEIGHT 重量		
	A	B	C	D	E	F	G	H	L1	L2	X	Y	Spindle Type 軸心樣式	kg
絞鏈	10	10	28	55	53	77	3	24	120	120	70.7	70.7	m8x1.25 m10x1.5 Ø10	2.9

## 5 軸梅花型鑽孔頭

### 5-SPINDLE BORING HEAD



- 木材最大鑽孔能力：Ø8-Ø15 mm。
- 可提供多種固定間距規格選擇。
- 鑽孔頭可承受高速運轉達 6000 RPM。
- 適合一般傢具類、玩具組合系列，大量生產加工。
- 可裝在一般鑽孔機使用。
- Great drilling capacity for wood  $\varnothing 8 - \varnothing 15\text{mm}$ .
- Hole distance can be specified as per customer's requirements.
- The boring head accommodates high running speed up to 6000 RPM.
- Ideal for mass boring application for general furniture, assembly toys etc.
- Suited for fitting on general boring machines.

MODEL 型式	DIMENSIONS 尺寸(mm)											SPACING 間距(mm)					Max capacity 最大鑽孔能力	Spindle Type 軸心樣式	WEIGHT 重量 kg
	A	B	C	D	E	F	G	H	L	X	Y	PH1	PH2	PH3	PH4	PH5			
5B-16	10	10	28	55	53	77	3	24	83	45.5	45.5	16	20	25	32	40	Ø8	m8x1.25, m10x1.5	2.5
5B-17	10	10	28	55	53	77	3	24	83	45.5	45.5	17	22	32	34	44	Ø8	m8x1.25, m10x1.5	2.5
5B-20	10	10	28	55	53	77	3	24	93	49.5	49.5	20	24	28	40	48	Ø15	m8x1.25, m10x1.5	3.2
5B-32	10	10	28	55	53	77	3	24	93	49.5	49.5	20	25	32	40	50	Ø15	m8x1.25, m10x1.5	3.2
5B-25	10	10	28	55	60	75	3	31	108	64	64	1"	1¼"	½"	2"	2½"	Ø15	m8x1.25, m10x1.5, 7/16"x14	4.6

## 客製化多軸鑽孔頭


### CUSTOMIZED MULTIPLE SPINDLE BORING HEAD

- 鑽孔頭可承受高速運轉達 6000 RPM。
- 各式特殊加工需求，均可依圖面或樣品量身訂製，提供客製化服務。
- 豐富的製造經驗與充沛的零件種類，提昇加工效率與品質。
- The boring head accommodates high running speed up to 6000 RPM.
- To meet specific machining requirement custom specifications are available according to customer's drawing or sample.
- Extensive manufacturing experience combined with a wide variety of parts to upgrade machining efficiency and quality.

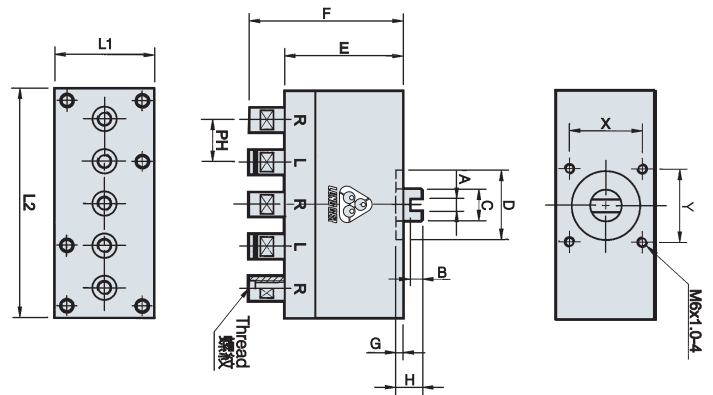


# 排鑽系列

## LINE BORING HEAD



- 木材最大鑽孔能力：Ø15-Ø20 mm。
- 孔距可依客戶需求所訂。
- 鑽孔頭可承受高速運轉達 6000 RPM。
- 適合一般傢俱類、櫥櫃、玩具組合系列等，大量生產加工。
- 可裝在一般鑽孔機使用。
- Great drilling capacity for wood  $\varnothing 15 - \varnothing 20$  mm.
- Various hole distances for choice.
- The boring head accommodates high running speed up to 6000 RPM.
- Ideal for mass boring application for general furniture, cabinets, assembly toys etc.
- Suited for fitting on general boring machines.



MODEL 型式	DIMENSIONS 尺寸(mm)												SPACING 間距(mm)		Spindle Type 軸心樣式	WEIGHT 重量 kg
	A	B	C	D	E	F	G	H	L1	L2	X	Y	PH	Max capacity 最大鑽孔能力		
3L-20	10	10	28	55	53	77	3	24	62	90	46	74	20mm x 3	Ø15	m8x1.25, m10x1.5	2.9
3L-22	10	10	28	55	53	77	3	24	62	90	46	74	22mm x 3	Ø15	m8x1.25, m10x1.5	2.9
3L-25	10	10	28	55	53	77	3	26	62	90	46	74	25mm x 3	Ø15	m8x1.25, m10x1.5	2.9
3L-30	10	10	28	55	53	77	3	24	62	120	46	88.8	30mm x 3	Ø20	m8x1.25, m10x1.5	2.5
3L-32	10	10	28	55	53	77	3	24	62	120	46	88.8	32mm x 3	Ø20	m8x1.25, m10x1.5	2.5
3L-38	10	10	28	55	53	77	3	24	62	145	46	88.8	38mm x 3	Ø20	m8x1.25, m10x1.5	3.6
5L-20	10	10	28	55	53	77	3	24	62	120	46	88.8	20mm x 5	Ø15	m8x1.25, m10x1.5	2.4
5L-22	10	10	28	55	53	77	3	24	62	120	46	88.8	22mm x 5	Ø15	m8x1.25, m10x1.5	2.4
5L-25	10	10	28	55	53	77	3	26	62	145	46	88.8	25mm x 5	Ø15	m8x1.25, m10x1.5	3.8
5L-30	10	10	28	55	53	77	3	24	62	176	46	88.8	30mm x 5	Ø20	m8x1.25, m10x1.5	3.2
5L-32	10	10	28	55	53	77	3	24	62	176	46	88.8	32mm x 5	Ø20	m8x1.25, m10x1.5	3.2
7L-32	10	10	28	55	53	77	3	24	62	245	46	88.8	32mm x 7	Ø15	m8x1.25, m10x1.5	4.0
9L-32	10	10	28	55	53	77	3	24	62	308	46	88.8	32mm x 9	Ø15	m8x1.25, m10x1.5	4.5
11L-32	10	10	28	55	53	77	3	24	62	365	46	88.8	32mm x 11	Ø15	m8x1.25, m10x1.5	5.0
15L-32	10	10	28	55	53	77	3	24	62	495	46	88.8	32mm x 15	Ø15	m8x1.25, m10x1.5	6.8
21L-32	10	10	28	55	53	77	3	24	62	685	46	88.8	32mm x 21	Ø15	m8x1.25, m10x1.5	8.5

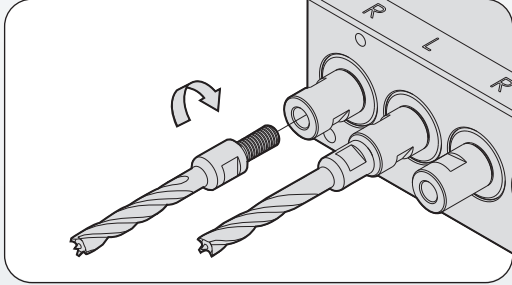
# 排鑽快速接頭

## QUICK CHUCKS FOR LINE BORING HEAD

A系列：螺紋鑽頭示意圖

A SERIES : Threal drills type.

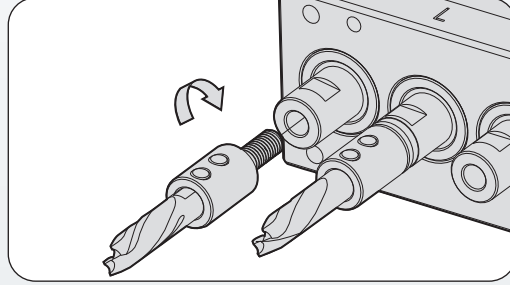
PH ≥ 13  
軸心間距 ≥ 13



A系列：螺紋軸心搭配接束示意圖

A SERIES : Threaded spindle combined with chuck type.

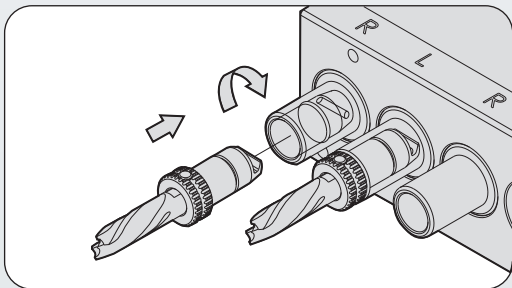
PH ≥ 16  
軸心間距 ≥ 16



B系列：圓形快速接頭示意圖

B SERIES : Circular shaper quick chuck type.

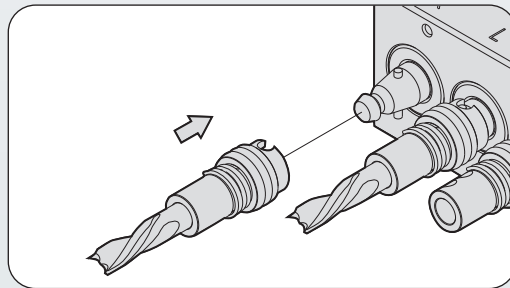
PH ≥ 20  
軸心間距 ≥ 20



C系列：錐形快速接頭示意圖

C SERIES : Conic shape quick chuck type.

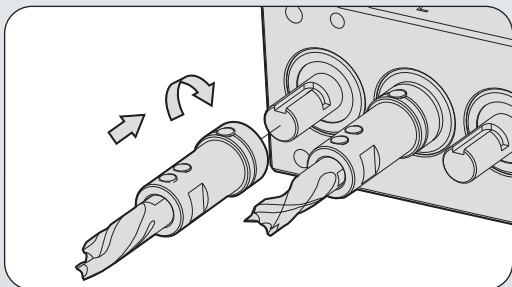
PH ≥ 28  
軸心間距 ≥ 28



D系列：柱形快速接頭示意圖

D SERIES : Cylindrical shaper quick chuck type.

PH ≥ 28  
軸心間距 ≥ 28

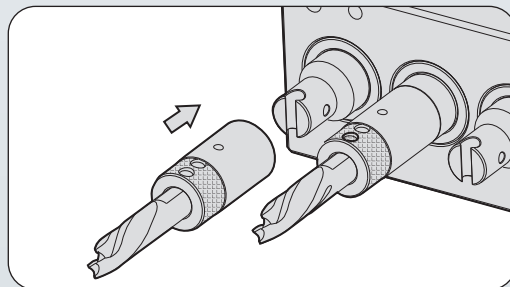


E系列：圓錐形快速接頭示意圖

E SERIES : Conic shape quick chuck type.

PH ≥ 28 (E1)  
軸心間距 ≥ 28 (E1)

PH ≥ 20 (E2)  
軸心間距 ≥ 20 (E2)



F系列  
F SERIES



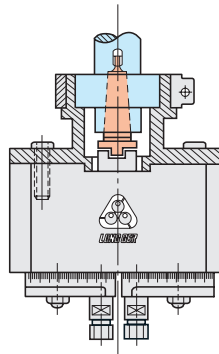

G系列  
G SERIES



# 多軸鑽孔頭機械連接方式

## INSTRUCTION OF MOUNTING TO MACHINE FOR MULTIPLE SPINDLE BORING HEAD

Multiple Spindle Boring Head

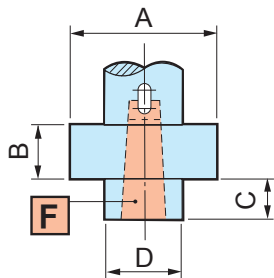


An assembly drawing of the boring head fitted onto a medium or heavy duty drilling machine.

鑽孔頭安裝於中型及大型鑽床之結構示意圖

**Medium & Heavy Duty Drilling Machine**

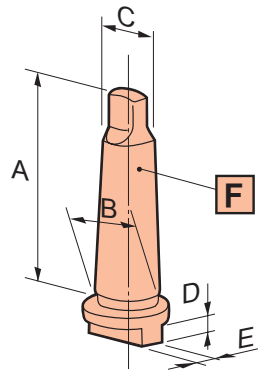
中型  
大型  
鑽床



When ordering the boring head for application on a medium or heavy duty drilling machine, please provide the dim. A, B, C, D. Unit:mm.

中型及大型鑽床主軸頭結構圖. 訂購鑽孔頭時, 請提供A, B, C, D尺寸, 以mm為單位。

A	B	C	D



When ordering the boring head, please choose the specifications of spindle taper on drilling machine as the chart instructed.

訂購鑽孔頭時, 請圈選鑽床主軸錐度規格, 如表內數據所示。

**F** MORSE TAPER

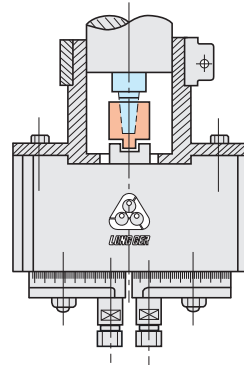
No.	<input type="checkbox"/> MT1	<input type="checkbox"/> MT2	<input type="checkbox"/> MT3	<input type="checkbox"/> MT4
A	65.5	80	99	124
B	12.065	17.78	23.825	31.267
C	9	14	19.1	25.2
D / E	10	10	10	10



Video For Mounting To Machine Operation  
機械連接操作影片

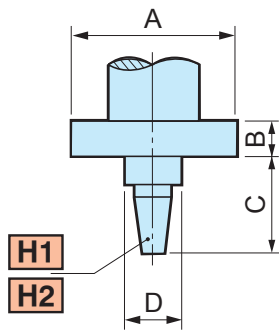
Light Drilling Machine

小型鑽床



An assembly drawing of the boring head fitted onto a light drilling machine.

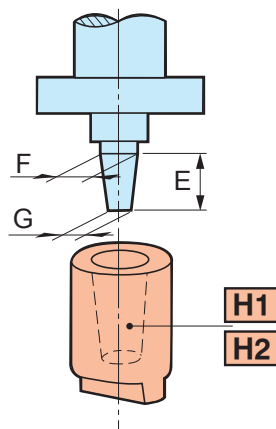
鑽孔頭安裝於小型鑽床之結構示意圖



When ordering the boring head for application on a light drilling machine, please provide the dimensions A, B, C, H. Unit:mm.

小型鑽床主軸頭結構圖。訂購鑽孔頭時，請提供 A, B, C, D 尺寸，以 mm 為單位。

A	B	C	D



When ordering the boring head, please choose the specifications of spindle taper on drilling machine as the chart instructed.

訂購鑽孔頭時，請圈選鑽床主軸錐度規格，如表內數據所示。

**H1**  **JACOBS TAPER**

No.	<input type="checkbox"/> JT1	<input type="checkbox"/> JT2	<input type="checkbox"/> JT3	<input type="checkbox"/> JT6	<input type="checkbox"/> JT33
E	16.669	22.225	30.958	26.200	25.400
F	9.754	14.199	20.599	17.170	15.850
G	8.469	12.386	18.951	15.852	14.237

**H2**  **DIN TAPER**

No.	<input type="checkbox"/> B10	<input type="checkbox"/> B12	<input type="checkbox"/> B16	<input type="checkbox"/> B18	<input type="checkbox"/> B22
E	14.500	18.500	24.000	32.00	40.500
F	10.094	12.065	15.733	17.78	21.793
G	9.400	11.100	14.500	16.20	19.800

固定座

**FIX BRACKETS**


立式管

**VERTICAL QUILL TYPE**  
LG-002




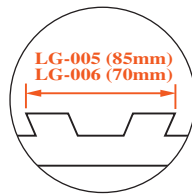
活動立式管

**ADJUSTABLE VERTICAL QUILL TYPE**  
LG-003



水平固定座

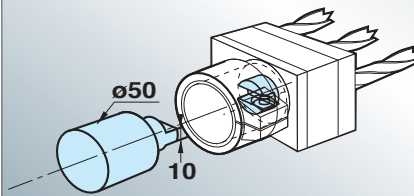
**HORIZONTAL BORING UNIT**  
LG-005 (85 mm)  
LG-006 (70 mm)



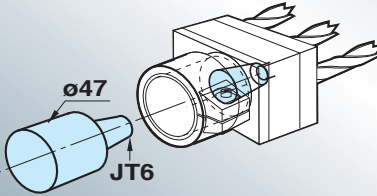
**龍格鑽孔頭部可適用各廠牌鑽孔機**

**LONG GER** Boring heads are suitable for various boring machines.

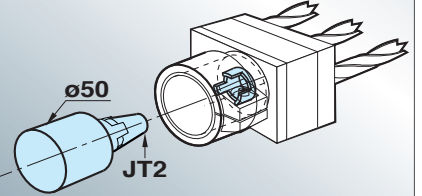
**NO: 1**  
HS, BH, MD Series



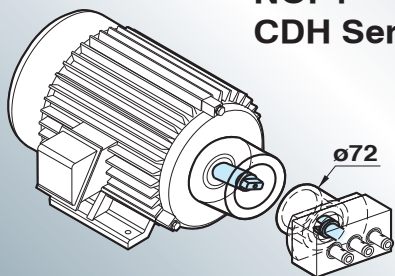
**NO: 2**  
LGD-13 Series



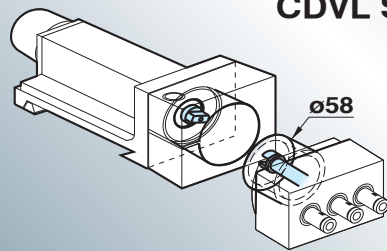
**NO: 3**  
DB-50 MS Series



**NO: 4**  
CDH Series



**NO: 5**  
CDVL Series





---

Date:

Member:

Place:

A series of horizontal dotted lines for writing, spanning the width of the page below the header section.